


HIROSHIMA PEACE MEMORIAL MUSEUM



Main Building

Reality of the Atomic Bombing

That day, what really happened under the mushroom cloud? The main Building displays personal belongings left behind by the victims and exhibits describing horrible conditions of the A-bomb devastation to convey the events happened in Hiroshima on August 6, 1945.

*This exhibition contains exhibits that can be quite disturbing.

1 Devastation on August 6



Survivors Suffering from Burns and Other Injuries

About 11 a.m., August 6
2,270 m from the hypocenter
Senda-machi 3-chome, at the west end of Miyuki Bridge
Photo by Yoshito Matsushige
Courtesy of the Chugoku Shimbun



Human Shadow Etched in Stone

260 m from the hypocenter, 1946
Photo by Yoshito Matsushige
Courtesy of the Chugoku Shimbun

2 Damage from Radiation

A sister and Brother Who Lost Their Hair

Early October 1945
At Hiroshima Red Cross Hospital
Photo by Shunkichi Kikuchi
Courtesy of Harumi Tago



3 Cries of the Soul



Tricycle

1,500 m from the hypocenter
Higashi-hakushima-cho
Donated by Nobuo Tetsutani



Belongings of Three Junior High Students

900 m from the hypocenter
Cap and Belt: donated by Kurakichi Tsuda,
Student Uniform: donated by Shigeharu Fukuoka,
Gaiters: donated by Kiyo Ueda.

4 To Live


After barely surviving the disaster of the atomic bombing, people faced various types of hardships and sufferings. They had to go on with their lives bearing the deep sorrow of losing their beloved ones and suffering physical and emotional traumas and illnesses.



Paper Cranes Folded by Sadako Sasaki Donated by Shigeo and Masahiro Sasaki

East Building

The East Building comprises three parts: "Introductory Exhibit," "The Dangers of Nuclear Weapons," and "Hiroshima History." In the East Building, visitors may access video testimonies of the A-bomb victims and the Special Exhibition (1F), and New Arrivals Exhibit (B1).



3 F Introductory Exhibit

The Devastated City
Images of Hiroshima before and after the bombing are projected on the 3D model.



3 F The Dangers of Nuclear Weapons

1 Development and Use of the Atomic Bomb

2 The Menace of the Atomic Bomb

3 The Nuclear Age and Nuclear Weapons Abolition




Hiroshima in Ruins

October 5, 1945 Photo by Shigeo Hayashi



1/100 scale models of the A-bomb dome before and after the bombing
Other hands-on exhibits are also available.



3 F A-bomb Survivor Video Testimonies

Visitors can select and view recorded testimonies. Individual booths are available. Japanese, English, Chinese, Korean.

2 F Hiroshima History



4 Hiroshima and War

5 Recovery and Support

6 Creating a Peaceful World




Restoring the Streetcar Tracks

October 1945
Photo by Shunkichi Kikuchi
Courtesy of Harumi Tago



Media Table

Visitors can retrieve information by using the touch panel.



Messages for Peace

Messages from Nobel Peace Prize-winning visitors are projected on the wall.

Others



1 F Special Exhibition Room

Temporary exhibitions related to the A-bomb and peace are held.



1 F Video Theater

A documentary film on the A-bombing is available. Japanese and English.

B 1 F

Temporary Exhibition Room

New arrival exhibits are on display.
*The exhibition may be closed without notice.

B 1 F

Library

Materials related to A-bomb and peace are available to the public. The computer may be used to search the peace database and the Internet for more information.
Open Hours: 9:00-17:00



B 1 F

1 F Museum Shop

Books and DVDs related to the A-bomb and peace as well as souvenirs are available.



●Audio Guides (¥400 per recorder)

Available at the front counter, East Building 1F
Japanese, English, Chinese, Korean, French.

●Hiroshima Peace Volunteers (free of charge)

Apply at the Information counter, East Building 1F, 10:30-14:30
Free volunteer guides provide information on the museum and the Peace Memorial Park. Japanese and English.

●Talks by A-bomb Legacy Successors (free of charge)

A-bomb Legacy Successors took over the A-bomb survivors' experiences and give testimonies on behalf of them. Japanese and English.

Museum History

1945 August 6

An atomic bomb detonates at 600 meters over Hiroshima; the city is completely devastated.

1949 August

The Hiroshima Peace Memorial City Construction Law is issued and enacted.

September

The A-bomb Reference Material Display Room is set up in the Hiroshima Central Public Hall; A-bomb materials are displayed to the public.

1952 March

The City of Hiroshima decides the Hiroshima Peace Memorial City Construction Plan.

1955 June

The Peace Memorial Hall opens.

August

The Peace Memorial Museum opens.

1958 April to May

The Hiroshima Restoration Exposition is held in and around the Peace Memorial Museum.

1975

To repair the aging structure and keep the A-bomb materials from deterioration, the first large-scale renovation is conducted; the exhibition is redesigned.

1991 August

A second renovation is conducted; a large-sized model and big-screen videos are installed.

1994 June

To improve functions of display and storage of the museum, and to provide more space for peace education, the Peace Memorial Hall is renovated and reopens as the East Building of the Hiroshima Peace Memorial Museum.

2006 July

The Main Building is designated as the first national important cultural property among the architectural buildings constructed after World War II.

2012 November

The Schmoe House opens as an annex of the Museum at Eba-nihommatsu, Naka-ku, Hiroshima City.

2014 March

Preservation and maintenance of the aging Main Building and full-scale renewal of the permanent exhibition are launched.

2014 September

The East Building is closed for renovation.

2017 April

The East Building reopens, and the Main Building is closed.

2019 April

The renovation of the Main Building is completed; the Hiroshima Peace Memorial Museum is updated and fully operational.



Information

- Open hours (Last entry to the museum is 30 minutes prior to closing time.)
March - July 8:30 - 18:00
August 8:30 - 19:00 (Open until 20:00 on August 5 and 6)
September - November 8:30 - 18:00
December - February 8:30 - 17:00
- Days closed: December 30 and 31
- Admission

	Individual	Group
Adults	¥200	¥160 (30 or more)
High school students	¥100	free (20 or more)
Junior high school students and younger	free	

- Visitors 65 years and older: ¥100 with passport
- Guide to Peace Education
 - Materials for A-bomb exhibitions and peace studies are available for loan.
 - A-bomb survivors' testimonies and talks by A-bomb legacy successors are available with prior appointment.
- Access: about 20 minutes from the JR Hiroshima Sta.
 - By bus
 - From south exit, take a Hiroshima Bus bound for Yoshijima (platform 4, Route 24) and get off at "Heiwa-kinen-koen."
 - From Shinkansen-guchi exit, take a Hiroshima Sightseeing Loop Bus and get off at "Heiwa-kinen-koen."
 - By streetcar
 - Take a streetcar bound for Hiroshima Port (Ujina) via Kamiya-cho and get off at "Fukuro-machi" or "Chuden-mae."
 - Take a streetcar bound for Eba or Miyajima-guchi and get off at "Genbaku-domu-mae."



HIROSHIMA PEACE MEMORIAL MUSEUM

http://hpmmuseum.jp/
1-2 Nakajima-cho, Naka-ku, Hiroshima 730-0811 JAPAN
TEL (082) 241-4004 FAX (082) 542-7941



Enter the museum from the 1st floor of the East Building.

Take the escalator to the 3rd floor.

East Bldg. 3F Introductory Exhibit

Corridor

Main Bldg. Reality of the Atomic Bombing

Corridor

East Bldg. 3F The Dangers of Nuclear Weapons

Corridor

East Bldg. 2F Hiroshima History

Corridor

East Bldg. 1F Special Exhibition, Video Theater

Corridor

East Bldg. B1 Temporary Exhibition, Library

Corridor

Reality of the Atomic Bombing

Corridor

Introductory Exhibit

Corridor

Hiroshima History

Corridor

Special Exhibition

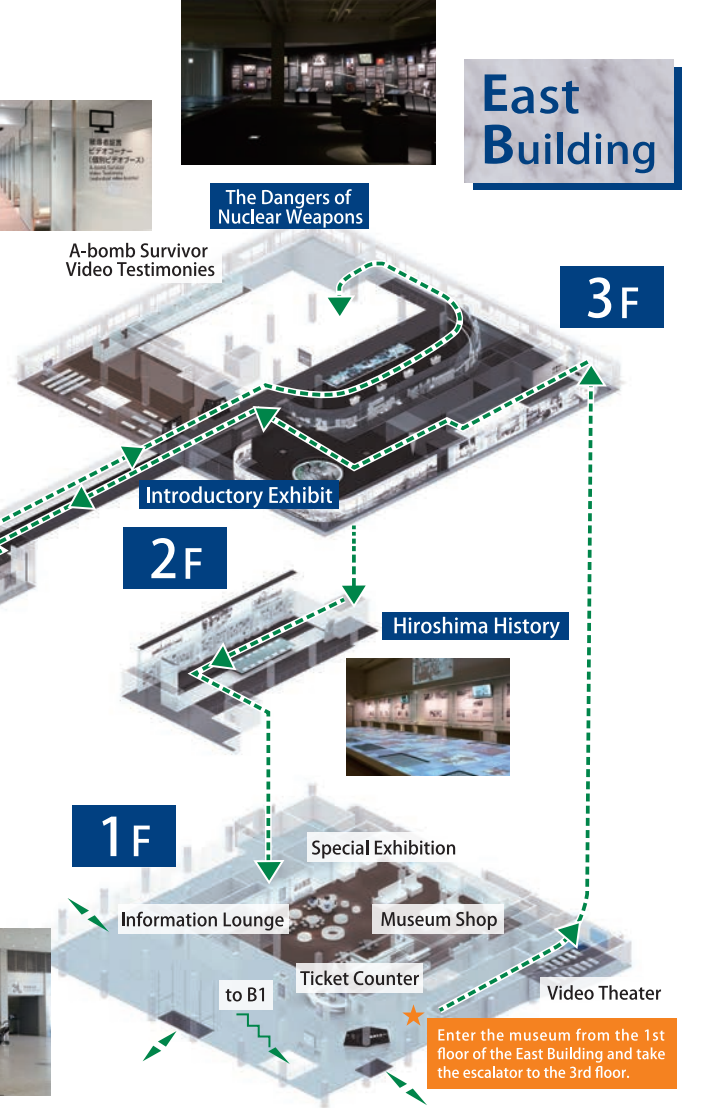
Corridor

Information Lounge

Corridor

to B1

Entrance Hall



Enter the museum from the 1st floor of the East Building and take the escalator to the 3rd floor.

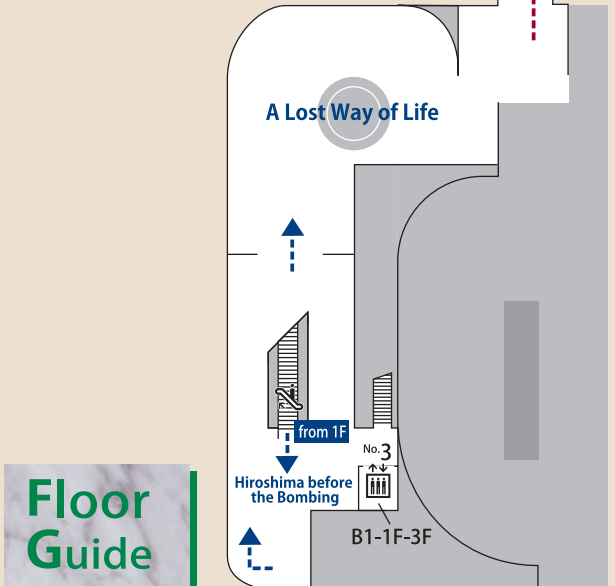
East Bldg. 1F (Admission free)

- Information
- Ticket Counter
- Audio Guide Rental
- Video Theater
- Museum Shop
- Special Exhibition Room



East Bldg. 3F (Permanent Exhibition)

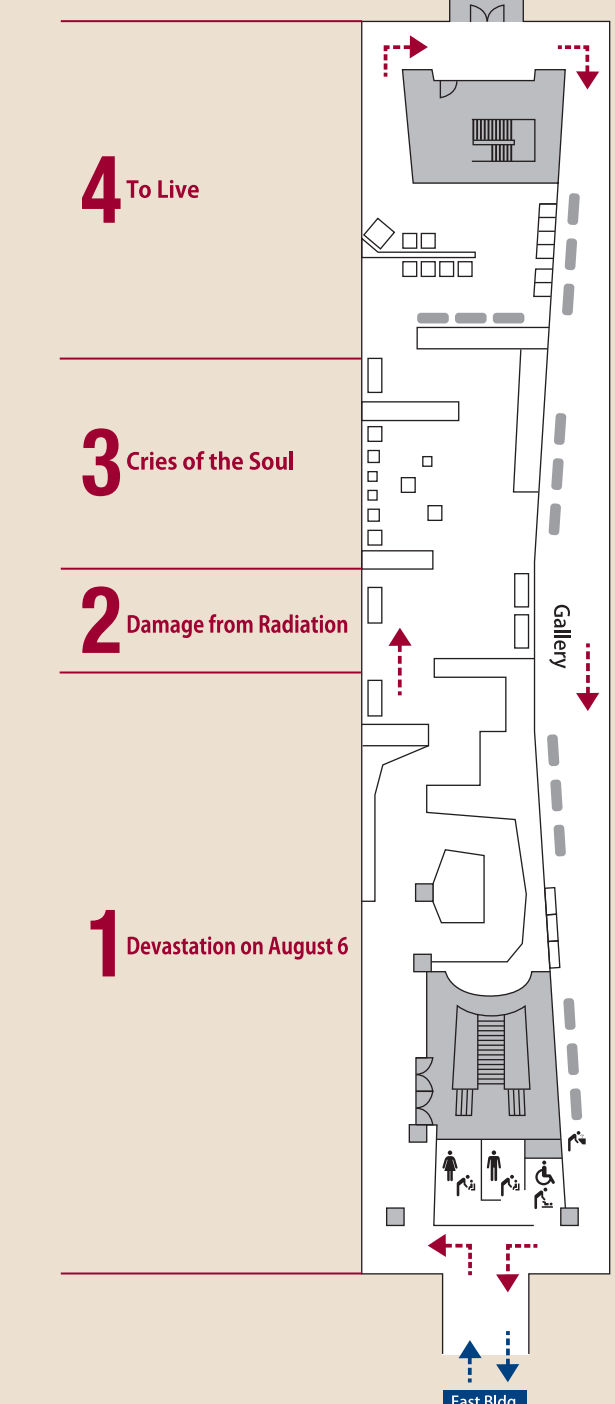
Introductory Exhibit



Floor Guide

Main Building (Permanent Exhibition)

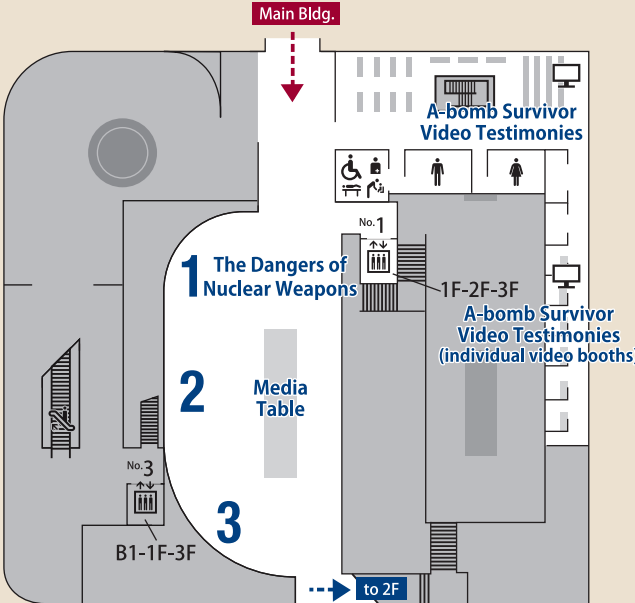
Reality of the Atomic Bombing



East Bldg. 3F (Permanent Exhibition)

The Dangers of Nuclear Weapons

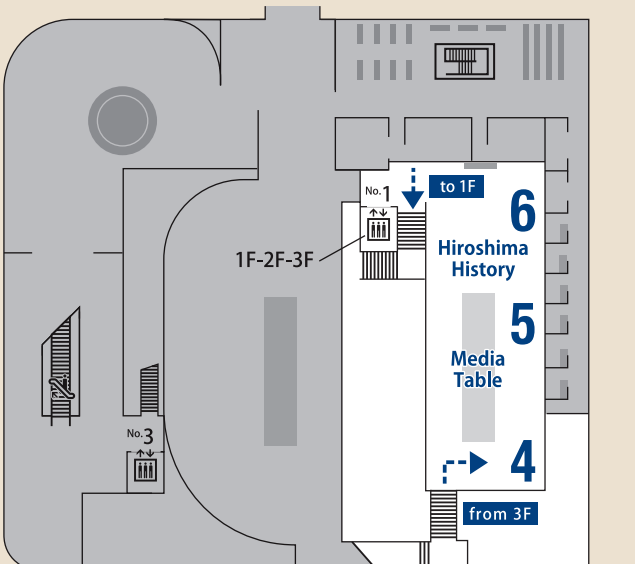
- 1. Development and Use of the Atomic Bomb
- 2. The Menace of the Atomic Bomb
- 3. The Nuclear Age and Nuclear Weapons Abolition
- A-bomb Survivor Video Testimonies



East Bldg. 2F (Permanent Exhibition)

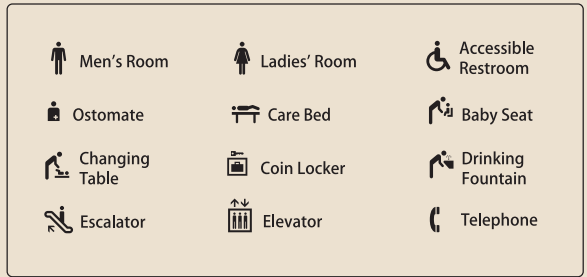
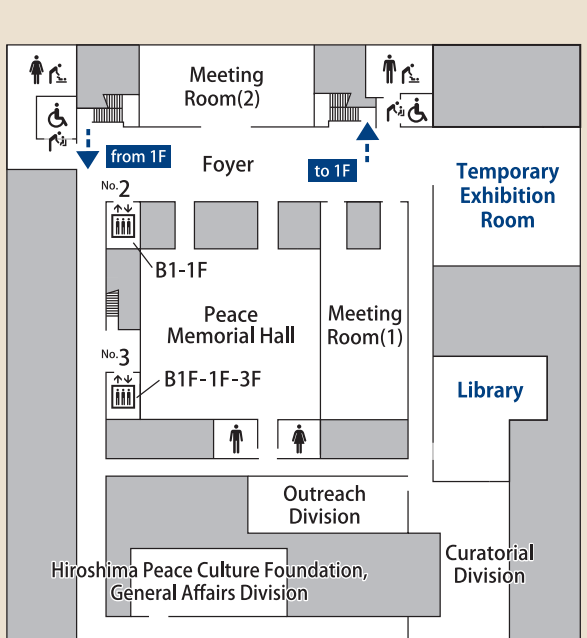
Hiroshima History

- 4. Hiroshima and War
- 5. Recovery and Support
- 6. Creating a Peaceful World



East Bldg. B1 (Admission free)

- Temporary Exhibition Room
- Peace Memorial Hall
- Library
- Meeting Room



Please visit the Hiroshima National Peace Memorial Hall for the Atomic Bomb Victims. (2 minutes walk from our museum.)



The memorial hall was designed to deepen the understanding of the A-bomb tragedy through photos, memoirs and stories of the A-bomb victims. The Hall of Remembrance offers a solemn space for mourning and contemplation.